


LRES2210PT

— M.2 A+E Key Single-port 1G Copper Ethernet Network Adapter (Intel Chip Based)

Overview



LRES2210PT is a single-port copper Gigabit Ethernet network adapter with M.2 A+E Key interface developed by Shenzhen Lianrui Electronics Co., Ltd. based on the Intel I210 main control solution. This adapter card adopts the Mini structure design of the M.2 A+E Key interface, which can be adapted to various compatible M.2 interface slots. It is designed to be widely used in small PCs, industrial computers, single board computers, Digital multimedia and other devices with M.2 interface slots can be used to solve the problem of compact device space. The Ethernet adapter card can adaptively support 10/100/1000Mbps connection.

LRES2210PT adopts Intel I210 main control chip, with high performance, high stability, high quality and very good compatibility.

This Ethernet adapter adopts 10/100/1000Mbps adaptive network interface design, users can use the existing network wiring in a variety of applications. At the same time, it can be used in a complex and compact environment and has excellent safety and stability.

Key Features

- A single port gigabit copper ethernet network adapter with M.2 A+E Key interface;
- The Mini structure design with M.2 A+E Key interface can be adapted to various compatible M.2 interface slots;
- It is designed to be widely used in small PCs, industrial computers, single board computers, digital multimedia and other devices that contain M.2 interface slots;
- It has high performance, high stability, high quality and very good compatibility.

Specifications

Controller	Intel I210
Baffle Height	Full-height & half-height configurations
Power Consumption	1.0W
System Support	Windows 7/8/8.1/10
	Windows Server 2008 R2/2012 R2/2016 R2/2019 R2;
	Linux Stable Kernel version 2.6.32.x/3.x/4.x/5.x or later;
	Linux CentOS/RHEL 6.x / 7.x or later;
	Ubuntu 14.x/15.x/16.x or later;
	UOS V20 or later
	VMware ESX/ESXi 4.x/5.x/6.x or later
Bus Type	M.2 A+E Key
Data rate supported per port	10/100/1000MbE
Connector	1*RJ45

Technical Features

Protocol Support	IEEE 802.3z 1000BASE-X Gbit/s Ethernet IEEE 802.1Q VLANs IEEE 802.3x IEEE 1588 IEEE 802.3az - Energy Efficient Ethernet (EEE) IEEE 802.3az - Energy Efficient Ethernet (EEE)
iSCSI	No
WoL	No
Jumbo Frames	YES
DPDK	Yes
PXE	Yes
FCoE	No

Environment Features

Operating Temperature	0 °C to +55 °C (-40 °F to +131 °F)
Storage Temperature	-55 °C to +105 °C (-67 °F to +221 °F)
Storage Humidity	Maximum: 90% non-condensing relative humidity at 35 °C

Physical Features

Size (mm)	25.3*120*21 + 22*30
Weight (g)	*

LED Indicators


LED Indicators	1000Mbps, Yellow + Green
	10/100Mbps, Yellow + Green

Order Information

P/N	Description
LRES2210PT	M.2 A+E Key Single-port 1G Copper Ethernet Network Adapter (Intel Chip Based)

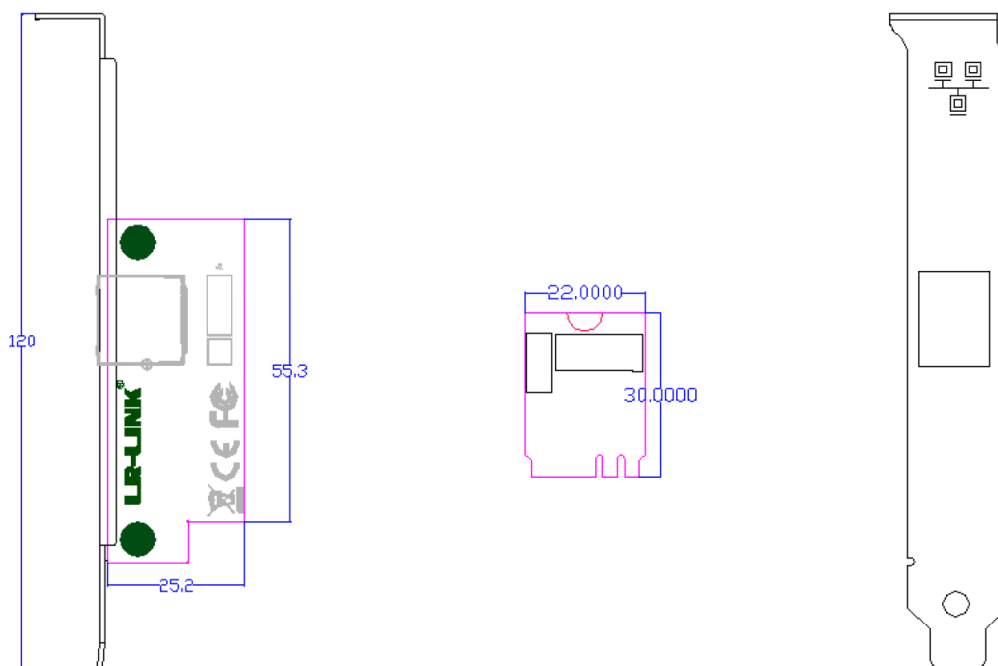
PS: Above details are only for reference, if there is any change, no prior notice.

Product Structure



1. M.2 A+E Key Connector
2. Data cable
3. 1*1G SFP Connector

PS: Above details are only for reference, if there is any change no prior notice.



PS: Above details are only for reference, if there is any change, no prior notice.

Companion Products

Fiber NIC

- § LR-LINK PCI 100FX Desktop Adapter
- § LR-LINK PCIe 100FX Desktop Adapter
- § LR-LINK PCI 1000BASE-SX/LX Desktop Adapter
- § LR-LINK PCIe 1000BASE-SX/LX Desktop Adapter
- § LR-LINK PCIe 1000BASE-SX/LX Server Adapter
- § LR-LINK PCIe 10GBASE-SX/LX Server Adapter
- § LR-LINK PCIe 25GBASE-SX/LX Server Adapter
- § LR-LINK PCIe 40GBASE-SX/LX Server Adapter
- § LR-LINK PCIe 100GBASE-SX/LX Server Adapter

Copper NIC

- § LR-LINK PCI 10/100Mbps Desktop Adapter
- § LR-LINK PCIe 10/100Mbps Desktop Adapter
- § LR-LINK PCI 10/100/1000Mbps Desktop Adapter
- § LR-LINK M.2 10/100/1000Mbps Desktop Adapter
- § LR-LINK Mini PCIe 10/100/1000Mbps Desktop Adapter
- § LR-LINK PCIe 10/100/1000Mbps Desktop Adapter
- § LR-LINK PCIe 10/100/1000Mbps Server Adapter
- § LR-LINK PCIe 100/1G/10Gbps Server Adapter
- § LR-LINK PCIe 1G/2.5G/5G/10Gbps Server Adapter

Download Drivers

To get the drivers, please visit us at <http://www.lr-link.com/support/driver.html>.

Product Quick Guide

To know the network card basic knowledge to choose the suitable NIC you need, please visit us at: <http://www.lr-link.com/productchoose.html>.

Customer Support

LR-LINK customer Support Services offers a broad selection of programs including phone support and warranty service. For more information, contact us at Service and availability. <http://www.lr-link.com/contactus.html>

Shenzhen Lianrui Electronics Co.,LTD.

Shenzhen Lianrui Electronics Co.,Ltd is an efficient Ethernet adapter design company with independent research and development,using Intel,Net-swift,Tehuite,Broadcom,Realtek and other manufacturers Ethernet controller, developed by our company's independent R & D design team,manufacturedby our company workshop, and then sell.

Declaration

Our products specifications come from modifying the chip manufacturer's specifications released. Product features, technical parameters, technology right, intellectualproperty rights and brand names etc.mentioned in specifications are just referenced only.There is no infringement meaning.If there is any important andsensitive content related, please contact our Lianrui company, we'll delete them, Thank you.

SHENZHEN LIANRUI ELECTRONICS CON.,LTD.

ADD:C4 Bldg.,Xintang Industry Zone,Baishixia FuyongTown,Baoan District Shenzhen China

Tel:+86(0)755-33671531 33671533 Fax:+86(0)755-29082065

Product Sales lrlink@lr-link.com

Technical Support support@lr-link.com

WEB www.lr-link.com

LR-LINK[®]
Professional Ethernet Solutions Supplier

Copyright © Shenzhen Lianrui Electronics CO.,LTD,2006-2020. All rights reserved